



**HAL**  
open science

## **Application of analytical pyrolysis for the molecular fingerprinting of polymers (PE, PET, PP, PS and PVC) within natural organic matter matrices used for rooftop farming**

Medina Veliu, Joeri Kaal, Asier Goñi-Urtiaga, Tiago De Oliveira, Giuseppe Picca, Eduardo Moreno-Jiménez, Johnny Gasperi, Denis Courtier-Murias, Liliane Jean-Soro, Marco Panettieri

### **► To cite this version:**

Medina Veliu, Joeri Kaal, Asier Goñi-Urtiaga, Tiago De Oliveira, Giuseppe Picca, et al.. Application of analytical pyrolysis for the molecular fingerprinting of polymers (PE, PET, PP, PS and PVC) within natural organic matter matrices used for rooftop farming. *Agrifoodplast*, Sep 2023, Piacenza, Italy. , 2023. hal-04208344

**HAL Id: hal-04208344**

**<https://univ-eiffel.hal.science/hal-04208344v1>**

Submitted on 15 Sep 2023

**HAL** is a multi-disciplinary open access archive for the deposit and dissemination of scientific research documents, whether they are published or not. The documents may come from teaching and research institutions in France or abroad, or from public or private research centers.

L'archive ouverte pluridisciplinaire **HAL**, est destinée au dépôt et à la diffusion de documents scientifiques de niveau recherche, publiés ou non, émanant des établissements d'enseignement et de recherche français ou étrangers, des laboratoires publics ou privés.

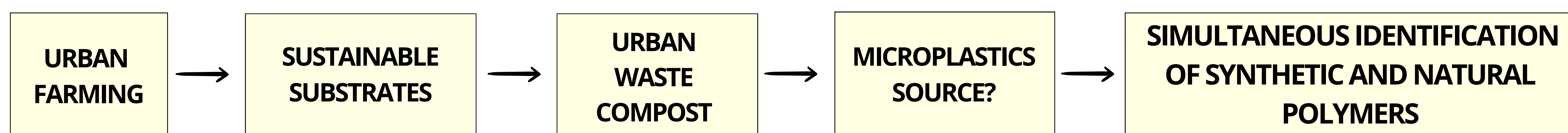


# Application of analytical pyrolysis for the molecular fingerprinting of polymers (PE, PET, PP, PS and PVC) within natural organic matter matrices used for rooftop farming

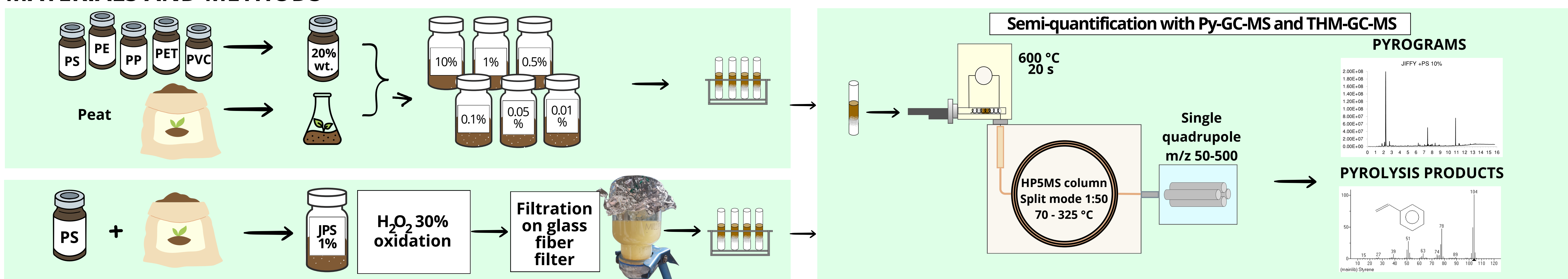
Medina Velu (1,2), Joeri Kaal (2,3), Asier Goñi-Urtiaga (2), Tiago De Oliveira (1), Giuseppe Picca (2), Eduardo Moreno-Jiménez (4), Johnny Gasperi (1), Denis Courtier-Murias (1), Liliane Jean-Soro (1), Marco Panettieri (2)

(1) Univ Gustave Eiffel, GERS-LEE, F-44344 Bouguenais, France; (2) Instituto de Ciencias Agrarias (ICA), CSIC, Serrano 115 b, 28006 Madrid, Spain; (3) Pyrolyscience S.L.U., 15706 Santiago de Compostela, Spain; (4) Department of Agricultural and Food Chemistry, Faculty of Sciences, Universidad Autónoma de Madrid, Madrid, Spain

## INTRODUCTION



## MATERIALS AND METHODS



## RESULTS

### Pyrolysis products proportions in mixtures of synthetic polymers and natural organic matter

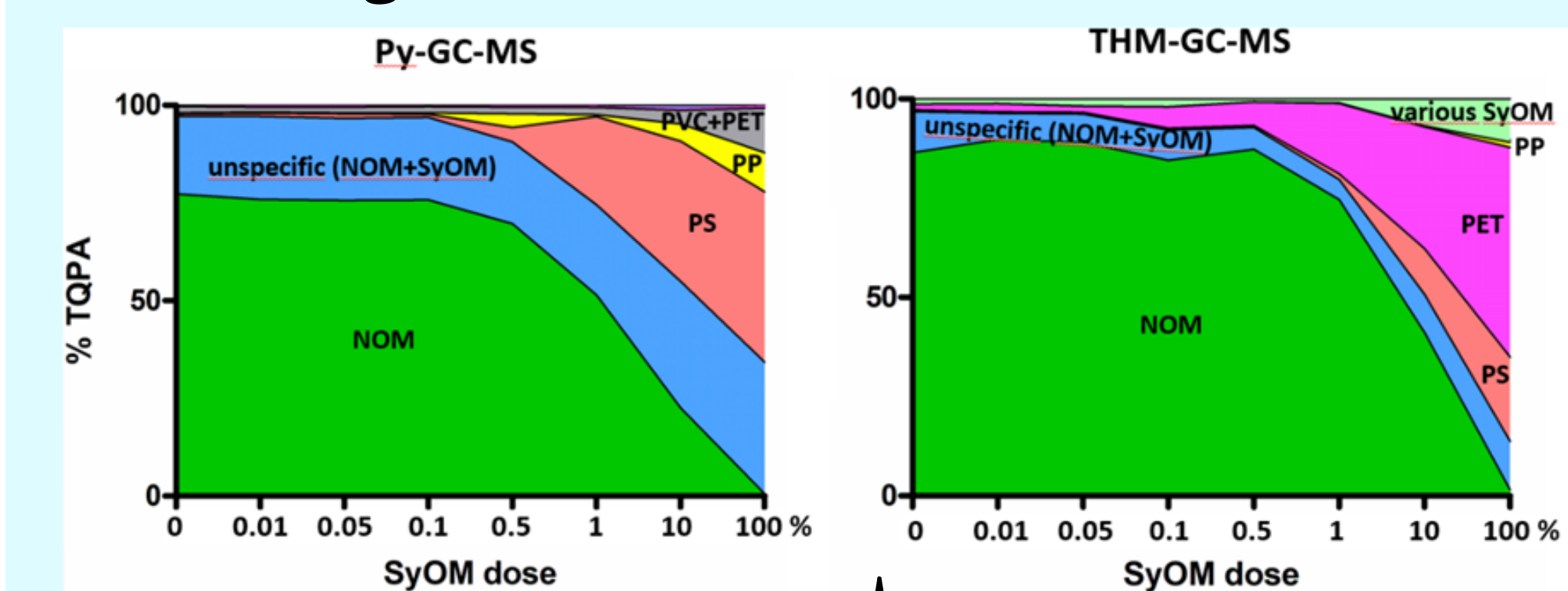


Figure 1. Balance between plastics concentration in the mixtures of synthetic polymers and natural organic matter (x-axis, log scale) and the proportions of the peak areas for Py-GC-MS (left) and THM-GC-MS (right). (Kaal et al. 2023, Under review)

### Synthetic polymers detection Limits with PY-GC-MS and THM-GC-MS

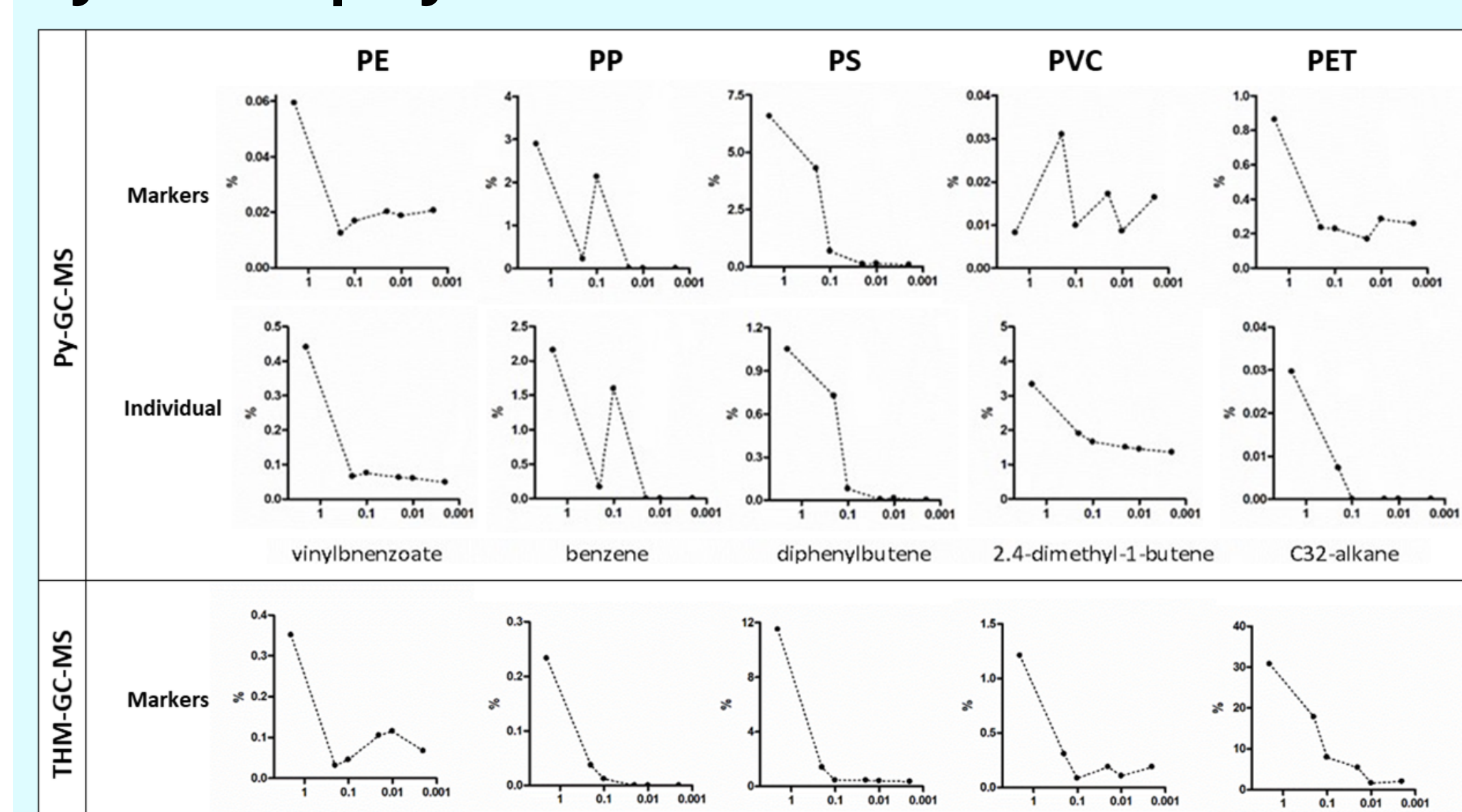


Figure 2. Summary of Py-GC-MS and THM-GC-MS data for the five synthetic polymers in NOM matrix. (Kaal et al. 2023, Under review)

## REFERENCES

- Bouزيد, N. et al. 2022. Quantification of microplastics by pyrolysis coupled with gas chromatography and mass spectrometry in sediments: Challenges and implications. *Microplastics* 1, 229-239
- Fischer, M. et al. 2017. Simultaneous trace identification and quantification of common types of microplastics in environmental samples by pyrolysis-gas chromatography-mass spectrometry. *Environ Sci Technol*, 51, 5052-5060.
- Kaal, J., Goñi-Urtiaga, A., Wenig, P., Velu, M., Moreno-Jiménez, E., Plaza, C., Panettieri, M. 2023. Simultaneous molecular fingerprinting of natural organic matter and synthetic polymers (PE, PET, PP, PS and PVC) using analytical pyrolysis. *Journal of Analytical and Applied Pyrolysis*. UNDER REVIEW
- Perez, C.N., Carré, F., Hoarau-Belkhir, A., Joris, A., Leonards, P.E.G., Lamoree, M.H., 2022. Innovations in analytical methods to assess the occurrence of microplastics in soil. *J. Environ. Chem. Eng.*, 10 (3)
- Picca, G. et al. 2023. Suitability of co-composted biochar with spent coffee grounds substrate for tomato (*Solanum lycopersicum*) fruiting stage. *Horticulturae* 9, 89.

### H<sub>2</sub>O<sub>2</sub> 30% oxidation at 45°C for 24 h and 48 h on Jiffy peat + PS 1%

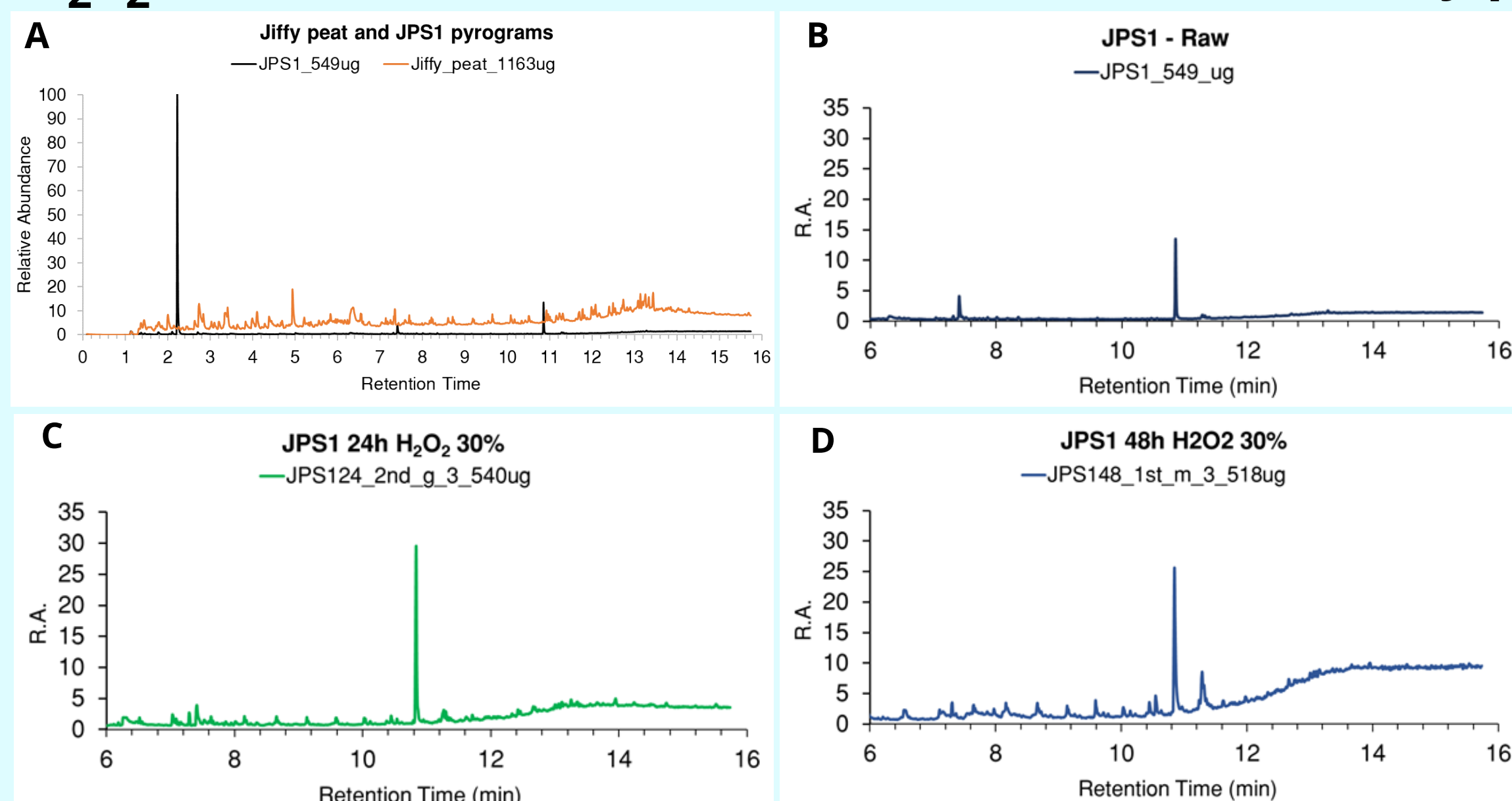


Figure 3. Py-GC-MS pyrograms of pure Jiffy peat (orange) and PS 1% mixture in Jiffy peat (black) (A); pyrograms of styrene trimer peak (10.8 min) in non-treated JPS1 (B) and in JPS1 oxidized for 24 hours (C) and 48 hours (D).

Selected PS characteristic peaks (styrene monomer, dimer and trimer) more abundant after oxidation treatment. **Improved detection limits?** PS stability was expressed as styrene trimer/dimer ratio: values are comparable before and after oxidation (JPS1: 3.2 ± 0.5; JPS124: 3.5 ± 1.5).

## CONCLUSIONS

- OM fingerprinting approach can be used to identify synthetic polymers when present in significant amounts (0.01-2% depending on the polymer)
- Oxidation with H<sub>2</sub>O<sub>2</sub> 30% enhances PS molecular fragment peaks in JPS1 pyrograms

## PERSPECTIVES

- Detection limits of synthetic polymers in peat samples after H<sub>2</sub>O<sub>2</sub> oxidation
- Application of oxidation protocol and Py-GC-MS analysis to composts of urban rooftop

Algae-based  
compost

